



Product Catalogue

2011

 nagor



Founded in 1979, Nagor is the only British company dedicated to the specialist design, manufacture and supply of high quality breast implants and related medical devices.

Nagor's commitment to quality is demonstrated by ongoing research and development with investment in manufacturing processes, supported by the most demanding quality control management.

Customer satisfaction has led to an extensive and continually expanding worldwide network of distributor partners in over sixty countries.

Nagor's products are manufactured under a quality management system in accordance with ISO and EN requirements and have received CE certification by examination against the requirements of the Medical Devices Directive (93/42/EEC). Additionally the products are manufactured under a quality system which has been inspected against the US FDA Quality System Regulation (21 CFR part 820).




Contents

Breast Aesthetics	4
CoGel	6
Impleo	12
GFX	14
RGI	17
Saline-Fill	19
Tissue Expanders	22
Body Aesthetics	28
Testicular Implants	30
Calf Implants	31
Facial Implants	32
Otoplasty	34
Silicone Carving Block	35
Silicone Rods	35
Silicone Sheeting	36
SilGel	37

This document is also available in PDF format from our website www.nagor.com

© Copyright 2011 Nagor Ltd.



Breast Aesthetics

Features

Barrier Layer:

All Nagor Implants are manufactured with high performance silicone elastomer layers to enhance shell integrity and have a unique 360° degree barrier layer to minimise gel diffusion.

Texturing:

Nagotex® is the unique silicone shell surface designed to encourage tissue adherence to promote a clean interface for a more secure fit.

Choice:

Nagor's comprehensive range of breast implants offers surgeons 249 options in round and anatomical configurations. Saline implants are on a made to order basis with a lead time of approx. six weeks.

Sizers:

Nagor inflatable sizers are available for every size within the GFX and RGI ranges. To order them please add the suffix S to the desired product code.

Range of Round Implants

Profile:	Low	High	Extra High
Textured Surface Soft Form Stable High Cohesive Gel 100% Fill	IMP-MR	IMP-HR	IMP-EHR
Textured Surface High Performance Cohesive Gel	GFX-LP	GFX	GFX-EHP
Smooth Surface High Performance Cohesive Gel	RGI-D	RGI-DH	RGI-DEH

Range of Anatomical Implants

Projection:	Low	Moderate	High
Full	CoGel-XF1	CoGel-XF2	CoGel-XF3
Moderate	CoGel-XM1	CoGel-XM2	CoGel-XM3
Low	CoGel-XL1	CoGel-XL2	CoGel-XL3

CoGel®

- Nagotex® Textured Surface
- 360° Degree Barrier Shell Technology
- 9 Different Cells with 90 Different Variations
- 3 Variable Heights
- 3 Variable Projections
- Form Stable High Cohesive Silicone Gel-fill
- A Unique Preoperative Planning System for Greater Precision and Custom Fitting



Nagor's CoGel® Anatomical Breast Implants used in conjunction with the The Preoperative Planning System deliver a beautiful fit!

The Preoperative Planning System provides:

- ✓ A three-dimensional analysis of the patient's breast - width, height and projection
- ✓ Precise measurement and evaluation of the patient's current dimensions and breast shape
- ✓ Precise calculation of the optimal breast implant - with preoperative markings in position
- ✓ Selection of the most suitable CoGel® Anatomical Breast Implant using the Decision Tree and Implant Selection Chart
- ✓ Patient involvement increases positive patient awareness and establishes realistic expectations
- ✓ Predictable aesthetic results
- ✓ Greater patient satisfaction

For more information about The Preoperative planning system visit www.nagor.com or contact your local area manager

CoGel® System

Greater Precision for Individualised Augmentation



Product Code	Base Width <small>cm</small>	Height <small>cm</small>	Anterior Proj. <small>cm</small>	Weight <small>g</small>
CoGel-XF1 F-Full Height, 1-Low Projection				
XF1-120	9.5	10.0	3.0	120
XF1-145	10.0	10.5	3.2	145
XF1-170	10.5	11.0	3.4	170
XF1-195	11.0	11.5	3.6	195
XF1-235	11.5	12.0	3.8	235
XF1-275	12.0	12.5	4.0	275
XF1-300	12.5	13.0	4.2	300
XF1-350	13.0	13.5	4.4	350
XF1-390	13.5	14.0	4.6	390
XF1-430	14.0	14.5	4.8	430

Product Code	Base Width <small>cm</small>	Height <small>cm</small>	Anterior Proj. <small>cm</small>	Weight <small>g</small>
CoGel-XF2 F-Full Height, 2-Moderate Projection				
XF2-145	9.5	10.0	3.7	145
XF2-170	10.0	10.5	3.9	170
XF2-200	10.5	11.0	4.1	200
XF2-230	11.0	11.5	4.3	230
XF2-270	11.5	12.0	4.5	270
XF2-315	12.0	12.5	4.7	315
XF2-350	12.5	13.0	4.9	350
XF2-400	13.0	13.5	5.1	400
XF2-450	13.5	14.0	5.3	450
XF2-505	14.0	14.5	5.5	505

Product Code	Base Width <small>cm</small>	Height <small>cm</small>	Anterior Proj. <small>cm</small>	Weight <small>g</small>
CoGel-XF3 F-Full Height, 3-High Projection				
XF3-170	9.5	10.0	4.5	170
XF3-200	10.0	10.5	4.7	200
XF3-235	10.5	11.0	4.9	235
XF3-280	11.0	11.5	5.2	280
XF3-320	11.5	12.0	5.4	320
XF3-365	12.0	12.5	5.6	365
XF3-405	12.5	13.0	5.9	405
XF3-465	13.0	13.5	6.2	465
XF3-515	13.5	14.0	6.3	515
XF3-540	14.0	14.5	6.4	540

Product Code	Base Width <small>cm</small>	Height <small>cm</small>	Anterior Proj. <small>cm</small>	Weight <small>g</small>
CoGel-XM1 M-Moderate Height, 1-Low Projection				
XM1-105	9.5	9.0	3.0	105
XM1-135	10.0	9.5	3.2	135
XM1-155	10.5	10.0	3.4	155
XM1-185	11.0	10.5	3.6	185
XM1-215	11.5	11.0	3.8	215
XM1-250	12.0	11.5	4.0	250
XM1-275	12.5	12.0	4.2	275
XM1-325	13.0	12.5	4.4	325
XM1-360	13.5	13.0	4.6	360
XM1-410	14.0	13.5	4.8	410

Product Code	Base Width <small>cm</small>	Height <small>cm</small>	Anterior Proj. <small>cm</small>	Weight <small>g</small>
CoGel-XM2 M-Moderate Height, 2-Moderate Projection				
XM2-130	9.5	9.0	3.7	130
XM2-165	10.0	9.5	3.9	165
XM2-185	10.5	10.0	4.1	185
XM2-215	11.0	10.5	4.3	215
XM2-250	11.5	11.0	4.5	250
XM2-290	12.0	11.5	4.7	290
XM2-320	12.5	12.0	4.9	320
XM2-370	13.0	12.5	5.1	370
XM2-415	13.5	13.0	5.3	415
XM2-445	14.0	13.5	5.5	445

Product Code	Base Width <small>cm</small>	Height <small>cm</small>	Anterior Proj. <small>cm</small>	Weight <small>g</small>
CoGel-XM3 M-Moderate Height, 3-High Projection				
XM3-155	9.5	9.0	4.5	155
XM3-190	10.0	9.5	4.7	190
XM3-215	10.5	10.0	4.9	215
XM3-260	11.0	10.5	5.2	260
XM3-300	11.5	11.0	5.4	300
XM3-335	12.0	11.5	5.6	335
XM3-375	12.5	12.0	5.9	375
XM3-440	13.0	12.5	6.2	440
XM3-485	13.5	13.0	6.3	485
XM3-520	14.0	13.5	6.4	520

Product Code	Base Width <small>cm</small>	Height <small>cm</small>	Anterior Proj. <small>cm</small>	Weight <small>g</small>
CoGel-XL1 L-Low Height, 1-Low Projection				
XL1-105	9.5	8.0	3.0	105
XL1-120	10.0	8.5	3.2	120
XL1-140	10.5	9.0	3.4	140
XL1-170	11.0	9.5	3.6	170
XL1-210	11.5	10.0	3.8	210
XL1-230	12.0	10.5	4.0	230
XL1-250	12.5	11.0	4.2	250
XL1-300	13.0	11.5	4.4	300
XL1-330	13.5	12.0	4.6	330
XL1-380	14.0	12.5	4.8	380

Product Code	Base Width <small>cm</small>	Height <small>cm</small>	Anterior Proj. <small>cm</small>	Weight <small>g</small>
CoGel-XL2 L-Low Height, 2-Moderate Projection				
XL2-120	9.5	8.0	3.7	120
XL2-145	10.0	8.5	3.9	145
XL2-170	10.5	9.0	4.1	170
XL2-195	11.0	9.5	4.3	195
XL2-230	11.5	10.0	4.5	230
XL2-265	12.0	10.5	4.7	265
XL2-295	12.5	11.0	4.9	295
XL2-340	13.0	11.5	5.1	340
XL2-385	13.5	12.0	5.3	385
XL2-425	14.0	12.5	5.5	425

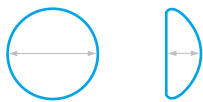
Product Code	Base Width <small>cm</small>	Height <small>cm</small>	Anterior Proj. <small>cm</small>	Weight <small>g</small>
CoGel-XL3 L-Low Height, 3-High Projection				
XL3-160	9.5	8.0	4.5	160
XL3-175	10.0	8.5	4.7	175
XL3-200	10.5	9.0	4.9	200
XL3-240	11.0	9.5	5.2	240
XL3-275	11.5	10.0	5.4	275
XL3-305	12.0	10.5	5.6	305
XL3-350	12.5	11.0	5.9	350
XL3-410	13.0	11.5	6.2	410
XL3-450	13.5	12.0	6.3	450
XL3-480	14.0	12.5	6.4	480

Impleo

- Nagotex® Textured Surface
- 360° Degree Barrier Shell Technology
- Extensive Choice of Fully Filled Profiles and Sizes
- 38 Implant Options in Round Profiles
- Soft Form Stable High Cohesive Silicone Gel-Fill

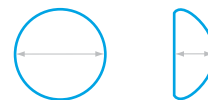


Moderate Range



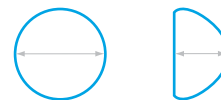
Product Code	Base Width	Anterior Projection	Weight
IMP-MR	<i>cm</i>	<i>cm</i>	<i>g</i>
IMP-MR 150	9.4	3.4	165
IMP-MR 180	10.0	3.5	190
IMP-MR 210	10.5	3.6	220
IMP-MR 240	11.0	3.9	255
IMP-MR 270	11.2	4.1	278
IMP-MR 300	11.6	4.2	300
IMP-MR 330	12.0	4.3	340
IMP-MR 360	12.3	4.4	365
IMP-MR 390	12.7	4.4	390
IMP-MR 420	13.1	4.6	430
IMP-MR 460	13.6	4.7	480

High Range



Product Code	Base Width	Anterior Projection	Weight
IMP-HR	<i>cm</i>	<i>cm</i>	<i>g</i>
IMP-HR 150	8.4	4.0	150
IMP-HR 180	8.9	4.2	180
IMP-HR 210	9.5	4.2	210
IMP-HR 240	10.0	4.4	240
IMP-HR 270	10.2	4.8	270
IMP-HR 300	10.7	4.9	300
IMP-HR 330	11.2	4.9	330
IMP-HR 360	11.6	5.0	360
IMP-HR 390	11.8	5.1	375
IMP-HR 420	12.4	5.1	425
IMP-HR 460	12.7	5.4	460
IMP-HR 520	12.9	5.6	505
IMP-HR 560	13.3	5.7	550

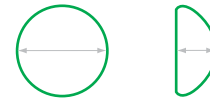
Extra High Range



Product Code	Base Width	Anterior Projection	Weight
IMP-EHR	<i>cm</i>	<i>cm</i>	<i>g</i>
IMP-EHR 150	8.2	4.3	160
IMP-EHR 180	8.4	4.6	180
IMP-EHR 210	9.0	4.8	210
IMP-EHR 240	9.4	4.8	235
IMP-EHR 270	9.8	4.9	260
IMP-EHR 300	10.4	5.0	290
IMP-EHR 330	10.9	5.2	330
IMP-EHR 360	11.2	5.4	360
IMP-EHR 390	11.5	5.5	400
IMP-EHR 420	11.9	5.6	435
IMP-EHR 460	12.2	5.8	460
IMP-EHR 520	12.6	6.1	520
IMP-EHR 560	13.0	6.4	575
IMP-EHR 620	13.3	6.6	620

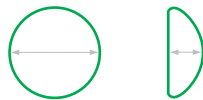
GFX

- Nagotex® Textured Surface
- 360° Degree Barrier Shell Technology
- Extensive Choice of Profiles and Sizes
- 56 Implant Options in Round Profiles
- High Performance Cohesive Silicone Gel-Fill



High Profile

Product Code	Base Width	Anterior Projection	Volume
GFX	<i>cm</i>	<i>cm</i>	<i>ml</i>
GFX 80	9.0	1.6	80
GFX 100	8.5	2.6	100
GFX 120	8.9	3.0	120
GFX 140	9.1	3.1	140
GFX 160	9.6	3.2	160
GFX 180	9.8	3.4	180
GFX 200	10.1	3.6	200
GFX 220	10.4	3.7	220
GFX 240	10.7	3.7	240
GFX 260	11.3	3.8	260
GFX 280	11.6	3.9	280
GFX 300	12.0	4.0	300
GFX 320	12.1	3.9	320
GFX 340	12.3	4.0	340
GFX 370	12.6	4.0	370
GFX 410	13.6	4.0	410
GFX 460	14.2	4.2	460
GFX 500	14.4	4.4	500
GFX 600	14.8	5.2	600
GFX 700	16.1	5.5	700
GFX 800	16.4	6.0	800



Low Profile

Product Code	Base Width	Anterior Projection	Volume
GFX-LP	<i>cm</i>	<i>cm</i>	<i>ml</i>
GFX-LP 120	9.2	2.4	120
GFX-LP 140	9.6	2.5	140
GFX-LP 160	10.2	2.6	160
GFX-LP 180	10.7	2.7	180
GFX-LP 200	11.3	2.8	200
GFX-LP 220	11.8	2.9	220
GFX-LP 240	12.3	3.0	240
GFX-LP 270	12.8	3.1	270
GFX-LP 290	13.0	3.2	290
GFX-LP 310	13.5	3.3	310
GFX-LP 340	14.3	3.4	340
GFX-LP 380	14.8	3.5	380
GFX-LP 420	15.3	3.6	420
GFX-LP 460	15.8	3.7	460

Extra High Profile



Product Code	Base Width	Anterior Projection	Volume
GFX-EHP	<i>cm</i>	<i>cm</i>	<i>ml</i>
GFX-EHP 135	8.2	3.8	135
GFX-EHP 155	8.6	3.9	155
GFX-EHP 175	9.4	4.0	175
GFX-EHP 195	9.6	4.1	195
GFX-EHP 215	9.9	4.2	215
GFX-EHP 235	10.1	4.3	235
GFX-EHP 255	10.4	4.4	255
GFX-EHP 275	11.0	4.5	275
GFX-EHP 295	11.2	4.6	295
GFX-EHP 325	11.6	4.6	325
GFX-EHP 345	11.9	4.7	345
GFX-EHP 365	12.1	4.8	365
GFX-EHP 395	12.3	4.9	395
GFX-EHP 425	12.7	5.0	425
GFX-EHP 465	13.5	5.0	465
GFX-EHP 505	13.6	5.3	505
GFX-EHP 555	14.1	5.5	555
GFX-EHP 605	14.2	5.9	605
GFX-EHP 655	14.3	6.4	655
GFX-EHP 705	14.6	6.4	705
GFX-EHP 765	14.9	6.5	765



RGI

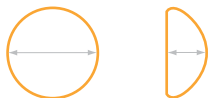
- Smooth Surface
- 360° Degree Barrier Shell Technology
- Extensive Choice of Profiles and Sizes
- 48 Implant Options in Round Profiles
- High Performance Cohesive Silicone Gel-Fill

Low Profile



Product Code	Base Width	Anterior Projection	Volume
RGI-D	<i>cm</i>	<i>cm</i>	<i>ml</i>
RGI-D 120	9.8	1.9	120
RGI-D 140	10.0	2.1	140
RGI-D 160	10.5	2.3	160
RGI-D 180	10.8	2.5	180
RGI-D 200	11.1	2.5	200
RGI-D 220	11.3	2.6	220
RGI-D 240	11.6	2.7	240
RGI-D 260	11.9	2.8	260
RGI-D 280	12.2	2.8	280
RGI-D 300	12.8	2.8	300
RGI-D 360	14.2	2.9	360
RGI-D 400	14.3	3.0	400

High Profile



Product Code	Base Width	Anterior Projection	Volume
RGI-DH	<i>cm</i>	<i>cm</i>	<i>ml</i>
RGI-DH 140	9.1	3.1	140
RGI-DH 160	9.6	3.2	160
RGI-DH 180	9.8	3.4	180
RGI-DH 200	10.1	3.6	200
RGI-DH 220	10.4	3.7	220
RGI-DH 240	10.7	3.7	240
RGI-DH 260	11.3	3.8	260
RGI-DH 280	11.6	3.9	280
RGI-DH 300	12.0	4.0	300
RGI-DH 320	12.1	4.0	320
RGI-DH 340	12.3	4.0	340
RGI-DH 370	12.6	4.0	370
RGI-DH 410	13.6	4.0	410
RGI-DH 460	14.2	4.2	460
RGI-DH 500	14.4	4.4	500

Extra High Profile



Product Code	Base Width	Anterior Projection	Volume
RGI-DEH	<i>cm</i>	<i>cm</i>	<i>ml</i>
RGI-DEH 135	8.3	3.6	135
RGI-DEH 155	8.6	3.7	155
RGI-DEH 175	9.5	3.9	175
RGI-DEH 195	9.6	4.0	195
RGI-DEH 215	9.9	4.1	215
RGI-DEH 235	10.1	4.2	235
RGI-DEH 255	10.5	4.3	255
RGI-DEH 275	11.0	4.4	275
RGI-DEH 295	11.3	4.5	295
RGI-DEH 325	11.5	4.6	325
RGI-DEH 345	11.8	4.7	345
RGI-DEH 365	12.1	4.8	365
RGI-DEH 395	12.3	4.9	395
RGI-DEH 425	12.7	5.0	425
RGI-DEH 465	13.5	5.1	465
RGI-DEH 505	13.6	5.2	505
RGI-DEH 555	14.1	5.3	555
RGI-DEH 605	14.2	5.7	605
RGI-DEH 655	14.3	6.2	655
RGI-DEH 705	14.6	6.3	705
RGI-DEH 765	15.0	6.5	765

Saline-Fill

- Choice of Profiles and Sizes
- Smooth Surface
- Textured Surface



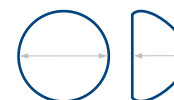
Image is for illustration only.



Low Profile

Nagosi [®] Smooth	Nagotex [®] Textured	Base Width	Anterior Proj.	Volume Min.	Max.
SFS-LP	SFX-LP	cm	cm	ml	ml
SFS-LP 120	SFX-LP 120	9.0	2.4	120	145
SFS-LP 140	SFX-LP 140	9.5	2.5	140	165
SFS-LP 160	SFX-LP 160	10.0	2.6	160	185
SFS-LP 180	SFX-LP 180	10.5	2.7	180	205
SFS-LP 200	SFX-LP 200	11.0	2.8	200	225
SFS-LP 220	SFX-LP 220	11.5	2.9	220	245
SFS-LP 240	SFX-LP 240	12.0	3.0	240	265
SFS-LP 270	SFX-LP 270	12.5	3.1	270	320
SFS-LP 300	SFX-LP 300	13.5	3.3	300	350
SFS-LP 340	SFX-LP 340	14.0	3.4	340	390
SFS-LP 380	SFX-LP 380	14.5	3.5	380	430
SFS-LP 420	SFX-LP 420	15.0	3.6	420	470
SFS-LP 460	SFX-LP 460	15.5	3.7	460	510
SFS-LP 500	SFX-LP 500	16.0	3.8	500	550

High Profile



Nagosi [®] Smooth	Nagotex [®] Textured	Base Width	Anterior Proj.	Volume Min.	Max.
SFS-HP	SFX-HP	cm	cm	ml	ml
SFS-HP 100	SFX-HP 100	8.4	3.0	100	130
SFS-HP 125	SFX-HP 125	9.4	3.0	125	155
SFS-HP 150	SFX-HP 150	9.4	3.5	150	180
SFS-HP 175	SFX-HP 175	9.7	3.7	175	205
SFS-HP 200	SFX-HP 200	10.5	3.8	200	230
SFS-HP 225	SFX-HP 225	10.7	4.0	225	255
SFS-HP 250	SFX-HP 250	11.0	4.2	250	280
SFS-HP 275	SFX-HP 275	12.0	4.3	275	305
SFS-HP 300	SFX-HP 300	11.5	4.5	300	330
SFS-HP 325	SFX-HP 325	12.0	4.4	325	355
SFS-HP 350	SFX-HP 350	12.2	4.6	350	380
SFS-HP 375	SFX-HP 375	12.8	4.7	375	405
SFS-HP 400	SFX-HP 400	12.9	4.9	400	430
SFS-HP 425	SFX-HP 425	13.1	5.1	425	455
SFS-HP 450	SFX-HP 450	13.2	5.2	450	480
SFS-HP 475	SFX-HP 475	13.7	5.2	475	505
SFS-HP 500	SFX-HP 500	13.8	5.2	500	530
SFS-HP 600	SFX-HP 600	13.8	6.2	600	630

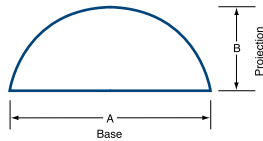
Tissue Expanders



Tissue Expanders

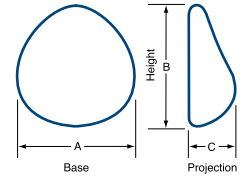
- Surface Options
- Inflation Dome Options
- Extension Tube Kit
- High Performance Silicones
- Custom Fabrication Service

Round



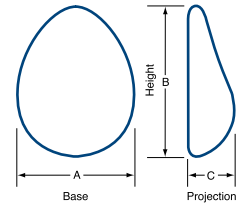
Nagosi [®] Smooth	Nagotex [®] Textured	Volume	Valve	A	B
TRD	TRD-X	ml	cm	cm	cm
TRD 150	TRD-X 150	150	1.4	9.5	4.0
TRD 200	TRD-X 200	200	1.4	10.0	4.4
TRD 250	TRD-X 250	250	2.6	11.0	4.5
TRD 375	TRD-X 375	375	2.6	13.0	5.0
TRD 500	TRD-X 500	500	2.6	13.3	5.0
TRD 600	TRD-X 600	600	2.6	14.0	6.0
TRD 800	TRD-X 800	800	2.6	15.0	6.5
TRD 1100	TRD-X 1100	1100	2.6	15.3	7.0

Anatomical Moderate Height



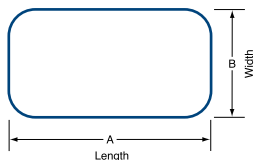
Nagosi [®] Smooth	Nagotex [®] Textured	Volume	Valve	A	B	C
TM	TM-X	ml	cm	cm	cm	cm
TM 190	TM-X 190	190	2.6	9.5	8.5	4.5
TM 250	TM-X 250	250	2.6	10.0	9.5	5.0
TM 300	TM-X 300	300	2.6	11.0	10.5	5.0
TM 350	TM-X 350	350	2.6	11.5	11.0	5.0
TM 400	TM-X 400	400	2.6	12.5	12.0	5.5
TM 500	TM-X 500	500	2.6	13.0	12.5	5.5
TM 550	TM-X 550	550	2.6	14.0	13.5	5.6

Anatomical



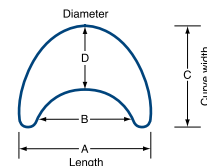
Nagosi [®] Smooth	Nagotex [®] Textured	Volume	Valve	A	B	C
TA	TA-X	ml	cm	cm	cm	cm
TA 200	TA-X 200	200	2.6	10.0	10.5	3.5
TA 250	TA-X 250	250	2.6	10.5	11.5	4.0
TA 300	TA-X 300	300	2.6	11.0	12.0	4.5
TA 350	TA-X 350	350	2.6	11.0	12.5	5.0
TA 400	TA-X 400	400	2.6	12.0	13.5	4.5
TA 500	TA-X 500	500	2.6	13.0	14.0	5.5
TA 550	TA-X 550	550	2.6	13.5	14.5	5.5
TA 650	TA-X 650	650	2.6	14.5	15.5	5.5
TA 750	TA-X 750	750	2.6	14.5	15.5	6.5

Rectangular



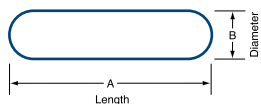
Nagosil® Smooth	Nagotex® Textured	Volume	Valve	A	B	C
TRC	TRC-X	ml	cm	cm	cm	cm
TRC 50	TRC-X 50	50	1.4	3.5	3.5	4.0
TRC 70	TRC-X 70	70	1.4	5.5	4.0	3.7
TRC 100	TRC-X 100	100	1.4	6.0	4.0	3.7
TRC 200	TRC-X 200	200	1.4	8.5	5.0	4.9
TRC 300	TRC-X 300	300	2.6	10.0	6.0	6.3
TRC 500	TRC-X 500	500	2.6	15.0	6.0	5.2

Croissant



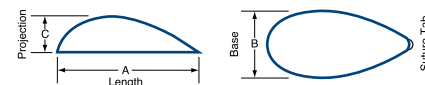
Nagosil® Smooth	Nagotex® Textured	Volume	Valve	A	B	C	D
TCS	TCS-X	ml	cm	cm	cm	cm	cm
TCS 125	TCS-X 125	125	1.4	10.0	7.5	7.0	4.8
TCS 250	TCS-X 250	250	2.6	13.0	9.3	10.0	5.7
TCS 500	TCS-X 500	500	2.6	17.0	12.7	12.0	7.8

Cylindrical Straight



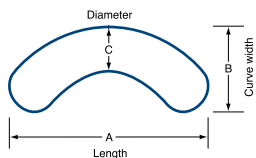
Nagosil® Smooth	Nagotex® Textured	Volume	Valve	A	B
TCY-S	TCY-S-X	ml	cm	cm	cm
TCY-S 100	TCY-S-X 100	100	1.4	11.0	3.5
TCY-S 200	TCY-S-X 200	200	1.4	14.0	4.5
TCY-S 300	TCY-S-X 300	300	2.6	16.0	5.0
TCY-S 400	TCY-S-X 400	400	2.6	17.5	6.0

Calf



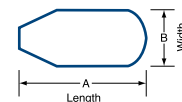
Nagosil® Smooth	Nagotex® Textured	Volume	Valve	A	B	C
TCF	TCF-X	ml	cm	cm	cm	cm
TCF 60	TCF-X 60	60	2.6	17.5	4.0	1.8
TCF 150	TCF-X 150	150	2.6	21.5	4.0	2.7
TCF 235	TCF-X 235	235	2.6	24.5	5.5	3.3

Cylindrical Curved



Nagosil® Smooth	Nagotex® Textured	Volume	Valve	A	B	C
TCY-C	TCY-C-X	ml	cm	cm	cm	cm
TCY-C 125	TCY-C-X 125	125	1.4	12.0	6.1	3.5
TCY-C 250	TCY-C-X 250	250	2.6	14.5	7.7	4.5
TCY-C 450	TCY-C-X 450	450	2.6	18.0	9.3	5.5

Vaginal



Nagosil® Smooth	Volume	Valve	A	B
TEV	ml		cm	cm
TEV 80	80	2-Way Check	8.0	4.0

Accessories

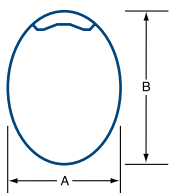
Product Code	Discription
TVS	Standard dome valve 2.6cm with 8.0cm tube
TVM	Mini dome valve 1.4cm with 8.0cm tube

Body Aesthetics



Testicular Implants

- Filler Options
- Size Options
- Low Profile Reinforced Suture Loop
- High Performance Silicones
- 360° Degree Barrier Shell Technology



Gel-Fill

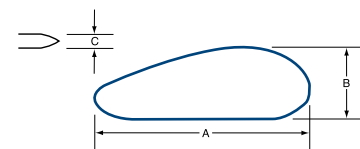
Product Code	Size	A	B
TGID			
		cm	cm
TGID-1	Small	2.6	3.1
TGID-2	Medium	3.4	3.9
TGID-3	Large	3.6	4.2

Firm

Product Code	Size	A	B
TFI			
		cm	cm
TFI-1	Small	2.6	3.1
TFI-2	Medium	3.4	3.9
TFI-3	Large	3.6	4.2

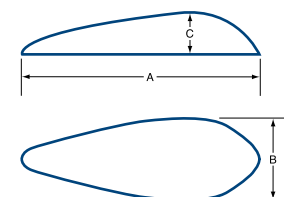
Calf Implants

- Smooth Surface
- Fill Options
- Gel or Elastomer



Solid Elastomer

Product Code	Size	A	B	C
CFI				
		cm	cm	cm
CFI-SF	Small	19.0	5.6	1.2
CFI-SM	Large	20.7	6.4	1.6



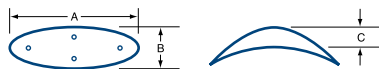
Gel-Fill

Product Code	Volume	A	B	C
CFI-G				
	ml	cm	cm	cm
CFI-G 1	55	17.0	4.0	1.7
CFI-G 2	130	21.5	4.6	2.2
CFI-G 3	190	25.0	5.6	2.8

Facial Implants

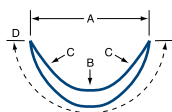
- Pre Formed Shapes
- Multiple Sizes Available
- Feathered Tapered Edges
- Multiple Perforations
- High Performance Silicone Elastomer

Chin Implant Concave Back



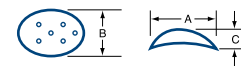
Product Code	Size	A	B	C
CI-CB		cm	cm	cm
CI-CB 1	Small	3.4	1.5	0.7
CI-CB 2	Medium	4.5	1.7	0.8
CI-CB 3	Large	4.8	1.7	0.7

Chin Implant Anatomical Contour



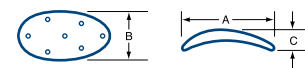
Product Code	Size	A	B	C	D
CI-A		cm	cm	cm	cm
CI-A 1	Small	5.6	0.5	0.25	9.3
CI-A 2	Medium	5.8	0.7	0.25	10.4
CI-A 3	Large	6.2	0.8	0.28	11.6
CI-A 4	X-Large	5.9	1.0	0.3	11.8

Malar Implant Standard



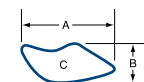
Product Code	Size	A	B	C
MI-S		cm	cm	cm
MI-S 1	Small	2.5	1.9	0.3
MI-S 2	Medium	3.0	2.4	0.4
MI-S 3	Large	3.2	2.4	0.5

Malar Implant Extended



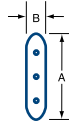
Product Code	Size	A	B	C
MI-E		cm	cm	cm
MI-E 1	Small	3.6	1.8	0.6
MI-E 2	Medium	3.8	1.9	0.6
MI-E 3	Large	4.3	2.2	0.7

Malar Implant Anatomical Contour



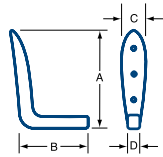
Product Code	Size	A	B	C
MI-A		cm	cm	cm
MI-A 1	Small	4.3	2.1	0.3
MI-A 2	Medium	5.0	2.3	0.4
MI-A 3	Large	5.7	2.5	0.5

Nasal Implant Dorsal



Product Code	Size	A	B
NI-D		cm	cm
NI-D 1	Small	2.8	1.2
NI-D 2	Medium	3.6	0.7
NI-D 3	Large	4.0	0.7

Nasal Implant Dorsal Columnella



Product Code	Size	A	B	C	D
NI-DC		cm	cm	cm	cm
NI-DC 1	Small	4.5	3.4	0.6	0.5
NI-DC 2	Medium	4.0	2.8	1.0	0.3
NI-DC 3	Large	5.5	3.5	0.9	0.3

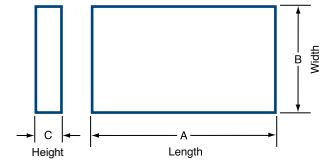
Otoplasty

- Available in right and left shapes, lightweight, Soft and pliable

Product Code	Dimensions
OP	
OPR	Right
OPL	Left

Silicone Carving Block

- Smooth and Opaque, Soft, Medium or Hard Options



Silicone Block

Product Code	Size	A	B	C
SB		cm	cm	cm
SB	Soft	12.0	7.0	1.7
MB	Medium	12.0	7.0	1.7
HB	Hard	12.0	7.0	1.7

Silicone Rods

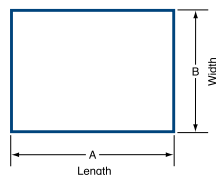
- High Performance Implant Grade Silicone

Product Code	Diameter	Length
NA	cm	cm
NA 515-1	0.1	30.0
NA 515-2	0.2	30.0
NA 515-3	0.3	30.0
NA 515-4	0.4	30.0
NA 515-5	0.5	30.0
NA 515-6	0.6	30.0
NA 515-7	0.7	30.0

Silicone Sheeting

- Reinforced or Non Reinforced Options
- Thickness Options

Non Reinforced



Product Code	Thickness	A	B
NA 500	cm	cm	cm
NA 500-1	0.0125	20.0	15.0
NA 500-3	0.025	20.0	15.0
NA 500-5	0.05	20.0	15.0
NA 500-7	0.1	20.0	15.0
NA 500-9	0.15	20.0	15.0

Reinforced

Product Code	Thickness	A	B
NA 501	cm	cm	cm
NA 501-1	0.0175	20.0	15.0
NA 501-3	0.05	20.0	15.0
NA 501-5	0.075	20.0	15.0
NA 501-7	0.1	20.0	15.0

Silgel®

The Silgel® family of products has been developed to extend the concept of gel therapy by utilising high molecular weight Silicone gel (polysiloxane).

The purity of material used to create Silgel® products and the simplicity of application enhances the product's efficacy and clinical performance

Silgel®

Silgel® products are listed on the UK Drug Tariff Register.

Product Code	Box Quantity	Volume
STC		ml
STC-SE	20 Tubes	20ml Tube

Silgel® Sheet

Silgel® products are listed on the UK Drug Tariff Register.

Product Code	Box Quantity	Dimensions
Square		cm
TGS 1010/10	10 Sheets	10.0 x 10.0
TGS 2020/2	2 Sheets	20.0 x 20.0
TGS 4040/1	1 Sheet	40.0 x 40.0
Rectangular		cm
TGS 1005/20	20 Sheets	10.0 x 5.0
TGS 1510/5	5 Sheets	15.0 x 10.0
TGS 3005/4	4 Sheets	30.0 x 5.0
TGS 3010/2	2 Sheets	30.0 x 10.0
Procedure Specific		cm
TGS-AB (<i>Abdominal</i>)	1 Sheet	46.0 x 8.5
TGS-M (<i>Sub Mammary</i>)	2 Sheets	Left and Right
TGS-C (<i>Circular</i>)	2 Sheets	5.5

Custom Fabrication

A customised service to meet individual patients requirements is available upon request. Options include smooth or textured surfaces, gel-filled, posterior ligature loops and tissue expansion devices.

Please contact our
Custom Fabrication Service
tel: +44 (0) 1236 780780
email: enquiries@nagor.com



129 Deerdynes View
Westfield Industrial Estate
Cumbernauld, Glasgow
G68 9HN, United Kingdom
Tel: +44 (0) 1236 780780
Fax: +44 (0) 1236 781234
Email: enquiries@nagor.com
www.nagor.com

