

THE

Natrelle™

COLLECTION

## New Natrelle™ packaging



Same premium quality -  
more vibrant name

- The final piece completing the transition from the well-respected McGhan™ brand, bringing the entire range under one name: The Natrelle™ Collection.
- Built to exacting standards, implants from The Natrelle™ Collection undergo numerous quality tests and exceed all requirements to ensure you receive the best quality implants possible.
- Minimal changes to your current ordering habits\*

\* For all product codes preceded by an 'N-' prefix, customers can continue to order without the new 'N-' prefix – however, Natrelle™ packs will include the 'N-' prefix as will invoiced product codes.

*O*ver 70% of women think about the shape and symmetry of their breasts, not just size.<sup>1</sup>

*T*he Natrelle™ Collection recognises that every woman is different and deserves an individual approach.



THE



COLLECTION

*W*ith Natrelle's™ wide range of high quality round and anatomical breast implants, you can not only create the desired shape and achieve high patient satisfaction, but also rest assured that the proven technology results in lower complication rates.<sup>2</sup>




*I*ndividual Women  
*I*ndividual Choices

## Quality for confidence

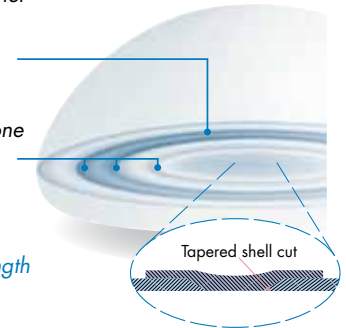
### Unique BIOCELL™ texture

- Promotes tissue adherence <sup>3</sup>
- Improves stability for a more secure fit <sup>4</sup>
- Lower incidence of capsular contracture <sup>5</sup>



### Unique shell design

- 360° INTRASHIEL™ barrier layer (incl. patch area) minimises silicone gel diffusion <sup>6</sup>
- High performance silicone elastomer layers for enhanced shell integrity
- Patented shell-patch bond\* for optimum strength



Diagrammatic representations - not to scale

### Unique shape control

Form stability/Gel firmness

For more information on our gels see page 8 and 9

### The TruForm™ promise

- Control over final breast shape<sup>2</sup>
- Optimal long lasting breast shape<sup>2,5,7</sup>







### Proven safety profile

All contribute to proven long-term safety and improved aesthetic outcomes <sup>2</sup>

\* Patent # 6,074,421

## Choice for individual solutions

- An even wider range of implants to offer the desired shape

Natrella™ INSPIRA™	 NEW EXTENDED RANGE	<b>New</b> 5 projection options 2 gel options: <b>TruForm</b> ● (Responsive) <b>TruForm</b> ● (Soft Touch™) BIOCELL™ Textured or smooth	<b>334 implant options†</b>
Natrella™ 410		12 anatomical shapes (3 heights and 4 projections) 2 Form Stable gel options: <b>TruForm</b> ● (Soft Touch™) <b>TruForm</b> ● (Cohesive) BIOCELL™ Textured	<b>205 implant options</b>
Natrella™ 510		3 height options Unique Form Stable <b>TruForm</b> ● BIOCELL™ Textured	<b>39 implant options</b>
Gel-filled sizers for Natrella™ Implants	 Posterior view	52 options for Natrella™ 410 51 options for Natrella™ INSPIRA™† <b>Supplied sterile</b> and can be re-sterilized up to 10 times§ Smooth surface	<b>103 gel-filled sizer options †</b>
Natrella™ 133		3 height options Variable and Extra Full projections Inflatable temporary device BIOCELL™ Textured	<b>42 tissue expander options</b>
Natrella™ 150		2 height options Double lumen (silicone and saline) BIOCELL™ Textured	<b>14 permanent expander options</b>

Over 760  
options\*

- Choice of **TruForm**™ gels to help achieve the desired look and feel (see page 8)

† Available from September 2010: Natrella™ INSPIRA™  
Low Plus Projection smooth implants and Low Plus Projection sizers

\*Including round and anatomical saline options

## Long-term patient Satisfaction

- High satisfaction\* across all aspects of breast surgery at 3 years<sup>4</sup>

98%

Augmentation

Reconstruction

94%

90%

Revision  
augmentationRevision  
reconstruction

93%

- Unequalled long-term patient satisfaction

- 97%\*\* at up to 9 years<sup>9</sup>

- Up to 11 years after surgery most patients reported improved self-esteem, body perception, feeling of wearing clothes, personal charisma and attraction ability<sup>10</sup>

\* Satisfied or definitely satisfied with their implants on a five point scale  
\*\* Stated breast implantation had been advantageous



Individual Women  
Individual Choices

## The TruForm™ promise

Our unique range of TruForm™ gels offer a look and feel to suit every woman's needs.

THE

Natrella™

TruForm™

COLLECTION

- Four gel options
- Intuitive numerical scale
- Personalised choice

Available with...

### TruForm™ 1

- Traditional soft cohesive gel
- Very responsive, moulding to the desired shape



### TruForm™ 2

- Form Stable cohesive gel
- Natural feel with added shape control



### TruForm™ 3

- The original Form Stable cohesive gel
- Ultimate shape control



### TruForm™ 510

- Unique combination of two Form Stable gels, TruForm™ 3 and a firmer cohesive gel on the anterior portion



Increasing firmness →

TruForm™ gel names	TruForm™ 1	TruForm™ 2	TruForm™ 3	TruForm™ Dual Gel
Previous gel names	Responsive	Soft Touch™	Cohesive	Dual Gel

- Control over final breast shape<sup>2</sup>
  - ✓ Constant distribution of gel throughout the shell in any position
  - ✓ Optimal gel fill
  - ✓ 'One breast feel' (single unified breast mound)<sup>2</sup>
- Optimal long-lasting shape control<sup>2, 5, 7</sup>
  - ✓ Better long-term maintenance of breast shape<sup>2, 7</sup>
  - ✓ Maintenance of upper-pole fill<sup>7</sup>
  - ✓ Less soft-tissue stretch<sup>7</sup>
- Improved longevity and improved aesthetic outcomes<sup>2</sup>
  - ✓ Decreased likelihood of post-operative rippling<sup>2</sup>
  - ✓ Reduced likelihood of significant capsular contracture<sup>2</sup>
  - ✓ Reduced risk of implant rupture<sup>2</sup>

Satisfaction the Natrella™ way

Individual Women  
Individual Choices



## BioDIMENSIONAL™

### Planning System

The BioDIMENSIONAL™ Planning System was inspired by John B. Tebbets, M.D., Dallas, Texas as a result of his career-long quest to add the ability to plan and achieve predictable results in aesthetic breast augmentation.


## *Steps for BioDIMENSIONAL™ planning*

- ➊ Begin with a complete evaluation of the patient's anatomy and breast/thoracic frame in order to take into account the many factors that may influence the aesthetic outcome
- ➋ Discuss, evaluate, and compare the patient's objectives to her anatomy
- ➌ Develop a course of action that will lead to the fulfilment of the patient's objectives. Patients are encouraged to think in terms of natural breast shape and dimensions rather than volume alone

### BioDIMENSIONAL™ Planning allows:

- ✓ Proven & accurate planning
- ✓ Focus on dimensions as opposed to solely volume
- ✓ Easy to follow dimensional techniques
- ✓ More reproducible results
- ✓ Tailor made solutions for each patient

Dimensions will determine volume not vice versa.

- 
- (i) **Width**
  - (ii) **Height = VOLUME**
  - (iii) **Projection**

BioDIMENSIONAL™ planning alongside The *Natrelle™* Collection allows for 'individual solutions'.



THE

*Natrelle™*

Natrelle™ INSPIRA™

ROUND IMPLANTS MATRIX

COLLECTION

*Round implants matrix offering individual solutions leading to high patient satisfaction*



*Individual Women  
Individual Choices*

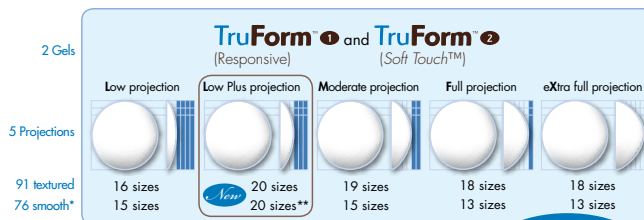
## Quality for confidence

- Optimal gel fill for minimal rippling<sup>7</sup>
  - When texture is important, our unique BIOCELL<sup>™</sup> texture contributes to lower capsular contracture rates<sup>5</sup>
  - 360° INTRASHIEL<sup>™</sup> barrier layer minimises silicone gel diffusion<sup>6</sup>
  - High performance silicone elastomer layers for enhanced shell integrity

Satisfaction the Natrell<sup>™</sup> way

## Choice for individual solutions

- An even more comprehensive range of profiles, gel types and shell surface options



\*Only available in certain countries

334  
implant options

2 Shell surface options: Textured and Smooth

2 Gel options: TruForm 1 (Responsive) and TruForm 2 (Soft Touch<sup>™</sup>)

5 Projection options

\*\*Low Plus Projection smooth implants available from September 2010

- Easy to remember
  - Consistent projection/width ratio, with logical size progression
  - For any given width, Natrell<sup>™</sup> INSPIRA<sup>™</sup> has 5 profiles to offer in 2 gel types<sup>†</sup>
- Gel-filled breast implant sizes for convenient intraoperative pocket size determination are available in the most widely used Natrell<sup>™</sup> INSPIRA<sup>™</sup> profiles and sizes (see page 31)

<sup>†</sup> For all products with whole or half cm diameters

Individual Women  
Individual Choices

**TRL/TSL** *Low projection*

	<b>TruForm®</b> (Responsive)	<b>TruForm®</b> (Soft Touch™)	Size (g)	Diameter (cm)	Projection (cm)
	N-TRL110	N-TSL110	110	10.0	1.9
	N-TRL125	N-TSL125	125	10.5	2.0
	N-TRL140	N-TSL140	140	11.0	2.0
	N-TRL170	N-TSL170	170	11.5	2.2
	N-TRL200	N-TSL200	200	12.0	2.4
①	N-TRL230	N-TSL230	230	12.5	2.5
②	N-TRL260	N-TSL260	260	13.0	2.6
③	N-TRL290	N-TSL290	290	13.5	2.7
④	N-TRL320	N-TSL320	320	14.0	2.8
⑤	N-TRL350	N-TSL350	350	14.25	2.9
⑥	N-TRL380	N-TSL380	380	14.5	3.0
⑦	N-TRL410	N-TSL410	410	15.0	3.1
	N-TRL460	N-TSL460	460	15.5	3.2
	N-TRL510	N-TSL510	510	16.0	3.4
	N-TRL560	N-TSL560	560	16.5	3.5
	N-TRL610	N-TSL610	610	17.0	3.6

**TRM/TSM** *Moderate projection*

	<b>TruForm®</b> (Responsive)	<b>TruForm®</b> (Soft Touch™)	Size (g)	Diameter (cm)	Projection (cm)
	N-TRM140	N-TSM140	140	9.5	3.0
②①	N-TRM175	N-TSM175	175	10.0	3.3
②②	N-TRM210	N-TSM210	210	10.5	3.5
②③	N-TRM240	N-TSM240	240	11.0	3.7
②④	N-TRM255	N-TSM255	255	11.25	3.8
②⑤	N-TRM275	N-TSM275	275	11.5	3.9
②⑥	N-TRM295	N-TSM295	295	11.75	3.9
②⑦	N-TRM310	N-TSM310	310	12.0	4.0
②⑧	N-TRM330	N-TSM330	330	12.25	4.1
②⑨	N-TRM345	N-TSM345	345	12.5	4.2
③①	N-TRM360	N-TSM360	360	12.75	4.2
③②	N-TRM375	N-TSM375	375	13.0	4.3
③③	N-TRM405	N-TSM405	405	13.25	4.4
	N-TRM445	N-TSM445	445	13.5	4.5
	N-TRM485	N-TSM485	485	14.0	4.6
	N-TRM520	N-TSM520	520	14.5	4.8
	N-TRM600	N-TSM600	600	15.0	4.9
	N-TRM640	N-TSM640	640	15.5	5.0
	N-TRM685	N-TSM685	685	16.0	5.2

**TRLP/TSLP** *Low Plus projection* **NEW**

	<b>TruForm®</b> (Responsive)	<b>TruForm®</b> (Soft Touch™)	Size (g)	Diameter (cm)	Projection (cm)
	N-TRLP125	N-TSLP125	125	9.5	2.5
⑧	N-TRLP145	N-TSLP145	145	10.0	2.6
⑨	N-TRLP165	N-TSLP165	165	10.5	2.7
⑩	N-TRLP190	N-TSLP190	190	11.0	2.8
⑪	N-TRLP205	N-TSLP205	205	11.25	2.9
⑫	N-TRLP220	N-TSLP220	220	11.5	3.0
⑬	N-TRLP235	N-TSLP235	235	11.75	3.1
⑭	N-TRLP250	N-TSLP250	250	12.0	3.1
⑮	N-TRLP265	N-TSLP265	265	12.25	3.2
⑯	N-TRLP280	N-TSLP280	280	12.5	3.3
⑰	N-TRLP300	N-TSLP300	300	12.75	3.3
⑱	N-TRLP320	N-TSLP320	320	13.0	3.4
⑲	N-TRLP340	N-TSLP340	340	13.25	3.5
	N-TRLP360	N-TSLP360	360	13.5	3.5
	N-TRLP400	N-TSLP400	400	14.0	3.6
	N-TRLP440	N-TSLP440	440	14.5	3.8
	N-TRLP490	N-TSLP490	490	15.0	3.9
	N-TRLP540	N-TSLP540	540	15.5	4.0
	N-TRLP590	N-TSLP590	590	16.0	4.2
	N-TRLP640	N-TSLP640	640	16.5	4.3

**TRF/TSF** *Full projection*

	<b>TruForm®</b> (Responsive)	<b>TruForm®</b> (Soft Touch™)	Size (g)	Diameter (cm)	Projection (cm)
	N-TRF180	N-TSF180	180	9.5	4.0
⑳	N-TRF220	N-TSF220	220	10.0	4.2
㉑	N-TRF240	N-TSF240	240	10.5	4.3
㉒	N-TRF265	N-TSF265	265	11.0	4.5
㉓	N-TRF295	N-TSF295	295	11.25	4.6
㉔	N-TRF325	N-TSF325	325	11.5	4.7
㉕	N-TRF335	N-TSF335	335	11.75	4.8
㉖	N-TRF345	N-TSF345	345	12.0	4.9
㉗	N-TRF365	N-TSF365	365	12.25	5.0
㉘	N-TRF385	N-TSF385	385	12.5	5.1
㉙	N-TRF415	N-TSF415	415	12.75	5.2
㉚	N-TRF450	N-TSF450	450	13.0	5.3
	N-TRF485	N-TSF485	485	13.25	5.4
	N-TRF520	N-TSF520	520	13.5	5.5
	N-TRF560	N-TSF560	560	14.0	5.7
	N-TRF605	N-TSF605	605	14.5	5.8
	N-TRF695	N-TSF695	695	15.0	6.0
	N-TRF745	N-TSF745	745	15.5	6.1

○ Gel-filled breast implant sizer available (see pages 34 and 35)



## Natrelle™ INSPIRA™ - Textured Implants

TRX/TSX		eXtra-full projection		
TruForm® (Responsive)	TruForm® (Soft Touch™)	Size (g)	Diameter (cm)	Projection (cm)
N-TRX205	N-TSX205	205	9.5	4.4
⑬ N-TRX255	N-TSX255	255	10.0	4.8
⑭ N-TRX285	N-TSX285	285	10.5	5.0
⑮ N-TRX310	N-TSX310	310	11.0	5.4
⑯ N-TRX340	N-TSX340	340	11.25	5.5
⑰ N-TRX375	N-TSX375	375	11.5	5.7
⑱ N-TRX400	N-TSX400	400	11.75	5.8
⑲ N-TRX420	N-TSX420	420	12.0	5.9
⑳ N-TRX445	N-TSX445	445	12.25	6.0
㉑ N-TRX470	N-TSX470	470	12.5	6.2
㉒ N-TRX495	N-TSX495	495	12.75	6.2
N-TRX525	N-TSX525	525	13.0	6.3
N-TRX545	N-TSX545	545	13.25	6.3
N-TRX560	N-TSX560	560	13.5	6.4
N-TRX615	N-TSX615	615	14.0	6.5
N-TRX700	N-TSX700	700	14.5	6.6
N-TRX750	N-TSX750	750	15.0	6.7
N-TRX800	N-TSX800	800	15.5	6.8



- N-TRL170
- N-TSL170



- N-TRLP220
- N-TSLP220



- N-TRM275
- N-TSM275



- N-TRF325
- N-TSF325



- N-TRX375
- N-TSX375

○ Gel-filled breast implant sizer available (see pages 34 - 35)

\* Only available in certain countries.

For all product codes preceded by an 'N' prefix, customers can continue to order without the new 'N' prefix – however, Natrelle™ packs will include the 'N' prefix as will invoiced product codes.

## Natrelle™ INSPIRA™ - Smooth Implants

SRL/SSL		Low projection		
TruForm® (Responsive)	TruForm® (Soft Touch™)	Size (g)	Diameter (cm)	Projection (cm)
N-SRL110	N-SSL110	110	10.0	2.0
N-SRL140	N-SSL140	140	10.5	2.1
N-SRL170	N-SSL170	170	11.0	2.2
N-SRL200	N-SSL200	200	11.5	2.3
N-SRL230	N-SSL230	230	12.0	2.4
① N-SRL260	N-SSL260	260	12.5	2.5
② N-SRL290	N-SSL290	290	13.0	2.6
③ N-SRL320	N-SSL320	320	13.5	2.7
④ N-SRL350	N-SSL350	350	14.0	2.8
⑤ N-SRL380	N-SSL380	380	14.5	2.9
⑥ N-SRL410	N-SSL410	410	15.0	3.0
N-SRL460	N-SSL460	460	15.5	3.1
N-SRL510	N-SSL510	510	16.0	3.2
N-SRL560	N-SSL560	560	16.5	3.3
N-SRL610	N-SSL610	610	17.0	3.4

SRPL/SSPL		Low Plus profile †			NEW
TruForm® (Responsive)	TruForm® (Soft Touch™)	Size (g)	Diameter (cm)	Projection (cm)	
N-SRPL125	N-SSPL125	125	9.5	2.5	
⑧ N-SRPL145	N-SSPL145	145	10.0	2.6	
⑨ N-SRPL165	N-SSPL165	165	10.5	2.7	
⑩ N-SRPL190	N-SSPL190	190	11.0	2.8	
⑪ N-SRPL205	N-SSPL205	205	11.25	2.9	
⑫ N-SRPL220	N-SSPL220	220	11.5	3.0	
⑬ N-SRPL235	N-SSPL235	235	11.75	3.1	
⑭ N-SRPL250	N-SSPL250	250	12.0	3.1	
⑮ N-SRPL265	N-SSPL265	265	12.25	3.2	
⑯ N-SRPL280	N-SSPL280	280	12.5	3.3	
⑰ N-SRPL300	N-SSPL300	300	12.75	3.3	
⑱ N-SRPL320	N-SSPL320	320	13.0	3.4	
⑲ N-SRPL340	N-SSPL340	340	13.25	3.5	
N-SRPL360	N-SSPL360	360	13.5	3.5	
N-SRPL400	N-SSPL400	400	14.0	3.6	
N-SRPL440	N-SSPL440	440	14.5	3.8	
N-SRPL490	N-SSPL490	490	15.0	3.9	
N-SRPL540	N-SSPL540	540	15.5	4.0	
N-SRPL590	N-SSPL590	590	16.0	4.2	
N-SRPL640	N-SSPL640	640	16.5	4.3	

† Available from September 2010

○ Gel-filled breast implant sizer available (see pages 34 - 35)

● Gel-filled breast implant sizer available for this diameter. Your professional assessment and judgment is required as projection and size may differ. Please see p34 - 35 for a full list of sizers available.

\* Only available in certain countries.

For all product codes preceded by an 'N' prefix, customers can continue to order without the new 'N' prefix – however, Natrelle™ packs will include the 'N' prefix as will invoiced product codes.

**SRM/SSM** Moderate projection

	TruForm® (Responsive)	TruForm® (Soft Touch™)	Size (g)	Diameter (cm)	Projection (cm)
	N-SRM140	N-SSM140	140	9.5	3.0
21	N-SRM170	N-SSM170	170	10.0	3.1
21	N-SRM190	N-SSM190	190	10.5	3.2
22	N-SRM205	N-SSM205	205	11.0	3.3
24	N-SRM235	N-SSM235	235	11.5	3.5
26	N-SRM270	N-SSM270	270	12.0	3.7
28	N-SRM300	N-SSM300	300	12.5	3.8
30	N-SRM365	N-SSM365	365	13.0	4.0
	N-SRM400	N-SSM400	400	13.5	4.2
	N-SRM470	N-SSM470	470	14.0	4.4
	N-SRM505	N-SSM505	505	14.5	4.5
	N-SRM545	N-SSM545	545	15.0	4.6
	N-SRM580	N-SSM580	580	15.5	4.7
	N-SRM620	N-SSM620	620	16.0	4.8
	N-SRM755	N-SSM755	755	16.5	5.0

**SRF/SSF** Full projection

	TruForm® (Responsive)	TruForm® (Soft Touch™)	Size (g)	Diameter (cm)	Projection (cm)
	N-SRF175	N-SSF175	175	9.5	3.7
32	N-SRF190	N-SSF190	190	10.0	3.8
33	N-SRF235	N-SSF235	235	10.5	4.0
34	N-SRF255	N-SSF255	255	11.0	4.2
36	N-SRF290	N-SSF290	290	11.5	4.5
38	N-SRF335	N-SSF335	335	12.0	4.7
40	N-SRF370	N-SSF370	370	12.5	4.8
42	N-SRF435	N-SSF435	435	13.0	4.9
	N-SRF500	N-SSF500	500	13.5	5.1
	N-SRF540	N-SSF540	540	14.0	5.3
	N-SRF630	N-SSF630	630	14.5	5.6
	N-SRF675	N-SSF675	675	15.0	5.8
	N-SRF770	N-SSF770	770	15.5	6.0

**SRX/SSX** eXtra-full projection


	TruForm® (Responsive)	TruForm® (Soft Touch™)	Size (g)	Diameter (cm)	Projection (cm)
	N-SRX200	N-SSX200	200	9.5	4.2
43	N-SRX225	N-SSX225	225	10.0	4.5
44	N-SRX285	N-SSX285	285	10.5	4.8
45	N-SRX310	N-SSX310	310	11.0	5.1
47	N-SRX370	N-SSX370	370	11.5	5.4
49	N-SRX415	N-SSX415	415	12.0	5.7
51	N-SRX465	N-SSX465	465	12.5	5.9
	N-SRX520	N-SSX520	520	13.0	6.0
	N-SRX550	N-SSX550	550	13.5	6.1
	N-SRX610	N-SSX610	610	14.0	6.2
	N-SRX695	N-SSX695	695	14.5	6.4
	N-SRX745	N-SSX745	745	15.0	6.5
	N-SRX800	N-SSX800	800	15.5	6.7

● Gel-filled breast implant sizes available for this diameter. Your professional assessment and judgment is required as projection and size may differ. Please see p34 - 35 for a full list of sizes available.

\* Only available in certain countries.

For all product codes preceded by an 'N' prefix, customers can continue to order without the new 'N' prefix – however, Natrelle™ packs will include the 'N' prefix as will invoiced product codes.

*Anatomical implants matrix offering individual solutions leading to high patient satisfaction*



*Individual Women  
Individual Choices*

## Quality for confidence

- Anatomical design provides a natural and proportionate breast shape <sup>2, 5</sup>
- Form Stable gel ensures predictable and long lasting shape with lower complication rates <sup>2, 7</sup>
- BIOCELL™ texture reduces rotation <sup>4</sup> and contributes to lower capsular contracture rates <sup>5</sup>
- 360° INTRASHIEL™ barrier layer minimises silicone gel diffusion <sup>6</sup>
- Orientation marks provide assistance in visual and tactile positioning within the surgical pocket\* <sup>7</sup>

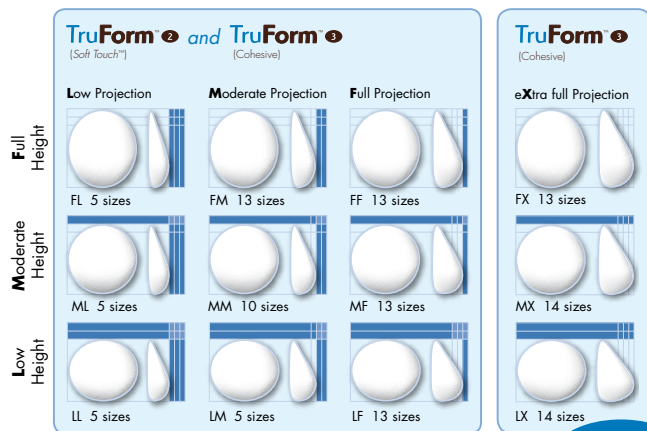
### Orientation marks

\* From May 2010 a third orientation dot will be placed on the anterior face of all Natrella™ 410 implants (beneath the lowest existing dot on the apex) to further assist in correct implant positioning.

(In order to make the introduction as smooth as possible you may receive deliveries containing one or both products)

Satisfaction the Natrella™ way

## Choice for individual solutions



205  
implant options

12 Anatomical shapes: 3 heights and 4 projection options

2 Gel options: **TruForm™** (Soft Touch™) and **TruForm™** (Cohesive)

- Gel-filled breast implant sizes for convenient intraoperative pocket size determination are available in the most widely used Natrella™ 410 profiles and sizes (see page 31)

Individual Women  
Individual Choices

## Natrelle™ 410 - Low Projection

FL		Full height/Low projection			
TruForm® (Cohesive)	TruForm® (Soft Touch™)	Size (g)	Width (cm)	Height (cm)	Projection (cm)
N-27-FL100-140	N-ST-FL100-140	140	10.0	10.5	2.9
N-27-FL110-190	N-ST-FL110-190	190	11.0	11.5	3.1
N-27-FL115-220	N-ST-FL115-220	220	11.5	12.0	3.2
N-27-FL120-250	N-ST-FL120-250	250	12.0	12.5	3.4
N-27-FL130-320	N-ST-FL130-320	320	13.0	13.5	3.8

ML		Moderate height/Low projection			
TruForm® (Cohesive)	TruForm® (Soft Touch™)	Size (g)	Width (cm)	Height (cm)	Projection (cm)
N-27-ML100-125	N-ST-ML100-125	125	10.0	9.1	2.9
N-27-ML110-170	N-ST-ML110-170	170	11.0	10.1	3.1
N-27-ML115-195	N-ST-ML115-195	195	11.5	10.6	3.2
N-27-ML120-220	N-ST-ML120-220	220	12.0	11.1	3.4
N-27-ML130-285	N-ST-ML130-285	285	13.0	12.1	3.8

LL		Low height/Low projection			
TruForm® (Cohesive)	TruForm® (Soft Touch™)	Size (g)	Width (cm)	Height (cm)	Projection (cm)
N-27-LL105-135	N-ST-LL105-135	135	10.5	8.6	3.0
N-27-LL115-180	N-ST-LL115-180	180	11.5	9.6	3.2
N-27-LL120-210	N-ST-LL120-210	210	12.0	10.1	3.4
N-27-LL125-240	N-ST-LL125-240	240	12.5	10.5	3.6
N-27-LL135-300	N-ST-LL135-300	300	13.5	11.4	4.0

## Natrelle™ 410 - Moderate Projection

FM		Full height/Moderate projection			
TruForm® (Cohesive)	TruForm® (Soft Touch™)	Size (g)	Width (cm)	Height (cm)	Projection (cm)
N-27-FM095-155	N-ST-FM095-155	155	9.5	10.0	3.4
⑤② N-27-FM100-180	N-ST-FM100-180	180	10.0	10.5	3.6
⑤③ N-27-FM105-205	N-ST-FM105-205	205	10.5	11.0	3.8
⑤④ N-27-FM110-235	N-ST-FM110-235	235	11.0	11.5	4.0
⑤⑤ N-27-FM115-270	N-ST-FM115-270	270	11.5	12.0	4.2
⑤⑥ N-27-FM120-310	N-ST-FM120-310	310	12.0	12.5	4.4
⑤⑦ N-27-FM125-350	N-ST-FM125-350	350	12.5	13.0	4.6
⑤⑧ N-27-FM130-395	N-ST-FM130-395	395	13.0	13.5	4.8
N-27-FM135-440	N-ST-FM135-440	440	13.5	14.0	5.0
N-27-FM140-500	N-ST-FM140-500	500	14.0	14.5	5.2
N-27-FM145-550	N-ST-FM145-550	550	14.5	15.0	5.4
N-27-FM150-605	N-ST-FM150-605	605	15.0	15.5	5.5
N-27-FM155-670	N-ST-FM155-670	670	15.5	16.0	5.6

MM		Moderate height/Moderate projection			
TruForm® (Cohesive)	TruForm® (Soft Touch™)	Size (g)	Width (cm)	Height (cm)	Projection (cm)
N-27-MM095-135	N-ST-MM095-135	135	9.5	8.6	3.4
N-27-MM100-160	N-ST-MM100-160	160	10.0	9.1	3.6
⑤⑨ N-27-MM105-185	N-ST-MM105-185	185	10.5	9.6	3.8
⑥① N-27-MM110-215	N-ST-MM110-215	215	11.0	10.1	4.0
⑥② N-27-MM115-245	N-ST-MM115-245	245	11.5	10.6	4.2
⑥③ N-27-MM120-280	N-ST-MM120-280	280	12.0	11.1	4.4
⑥④ N-27-MM125-320	N-ST-MM125-320	320	12.5	11.6	4.6
⑥⑤ N-27-MM130-360	N-ST-MM130-360	360	13.0	12.1	4.8
⑥⑥ N-27-MM135-400	N-ST-MM135-400	400	13.5	12.5	5.0
⑥⑦ N-27-MM140-450	N-ST-MM140-450	450	14.0	12.9	5.2

LM		Low height/Moderate projection			
TruForm® (Cohesive)	TruForm® (Soft Touch™)	Size (g)	Width (cm)	Height (cm)	Projection (cm)
N-27-LM100-140	N-ST-LM100-140	140	10.0	8.1	3.6
N-27-LM110-190	N-ST-LM110-190	190	11.0	9.1	4.0
N-27-LM115-220	N-ST-LM115-220	220	11.5	9.6	4.2
N-27-LM120-250	N-ST-LM120-250	250	12.0	10.1	4.4
N-27-LM130-320	N-ST-LM130-320	320	13.0	10.9	4.8

○ Gel-filled breast implant sizer available (see page 36)

## Natrelle™ 410 – Full Projection

FF		Full height/Full projection				
TruForm® (Cohesive)	TruForm® (Soft Touch™)	Size (g)	Width (cm)	Height (cm)	Projection (cm)	
N-27-FF095-160	N-ST-FF095-160	160	9.5	10.0	3.7	
② N-27-FF100-185	N-ST-FF100-185	185	10.0	10.5	4.0	
③ N-27-FF105-220	N-ST-FF105-220	220	10.5	11.0	4.2	
④ N-27-FF110-255	N-ST-FF110-255	255	11.0	11.5	4.4	
⑤ N-27-FF115-290	N-ST-FF115-290	290	11.5	12.0	4.6	
⑥ N-27-FF120-335	N-ST-FF120-335	335	12.0	12.5	4.8	
⑦ N-27-FF125-375	N-ST-FF125-375	375	12.5	13.0	5.1	
⑧ N-27-FF130-425	N-ST-FF130-425	425	13.0	13.5	5.2	
N-27-FF135-475	N-ST-FF135-475	475	13.5	14.0	5.3	
N-27-FF140-535	N-ST-FF140-535	535	14.0	14.5	5.6	
N-27-FF145-595	N-ST-FF145-595	595	14.5	15.0	5.8	
N-27-FF150-655	N-ST-FF150-655	655	15.0	15.5	6.1	
N-27-FF155-740	N-ST-FF155-740	740	15.5	16.0	6.2	

MF		Moderate height/Full projection				
TruForm® (Cohesive)	TruForm® (Soft Touch™)	Size (g)	Width (cm)	Height (cm)	Projection (cm)	
N-27-MF095-140	N-ST-MF095-140	140	9.5	8.6	3.7	
N-27-MF100-165	N-ST-MF100-165	165	10.0	9.1	4.0	
② N-27-MF105-195	N-ST-MF105-195	195	10.5	9.6	4.2	
③ N-27-MF110-225	N-ST-MF110-225	225	11.0	10.1	4.4	
④ N-27-MF115-255	N-ST-MF115-255	255	11.5	10.6	4.6	
N-27-MF120-295	N-ST-MF120-295	295	12.0	11.1	4.8	
⑦ N-27-MF125-335	N-ST-MF125-335	335	12.5	11.6	5.1	
⑧ N-27-MF130-375	N-ST-MF130-375	375	13.0	12.1	5.2	
⑨ N-27-MF135-420	N-ST-MF135-420	420	13.5	12.5	5.3	
⑩ N-27-MF140-470	N-ST-MF140-470	470	14.0	12.9	5.6	
N-27-MF145-525	N-ST-MF145-525	525	14.5	13.2	5.8	
N-27-MF150-580	N-ST-MF150-580	580	15.0	13.6	6.1	
N-27-MF155-640	N-ST-MF155-640	640	15.5	13.9	6.2	

LF		Low height/Full projection				
TruForm® (Cohesive)	TruForm® (Soft Touch™)	Size (g)	Width (cm)	Height (cm)	Projection (cm)	
N-27-LF095-125	N-ST-LF095-125	125	9.5	7.6	3.7	
N-27-LF100-150	N-ST-LF100-150	150	10.0	8.1	4.0	
② N-27-LF105-175	N-ST-LF105-175	175	10.5	8.6	4.2	
③ N-27-LF110-205	N-ST-LF110-205	205	11.0	9.1	4.4	
④ N-27-LF115-240	N-ST-LF115-240	240	11.5	9.6	4.6	
⑤ N-27-LF120-270	N-ST-LF120-270	270	12.0	10.1	4.8	
⑥ N-27-LF125-310	N-ST-LF125-310	310	12.5	10.5	5.1	
N-27-LF130-350	N-ST-LF130-350	350	13.0	10.9	5.2	
⑧ N-27-LF135-390	N-ST-LF135-390	390	13.5	11.4	5.3	
⑨ N-27-LF140-440	N-ST-LF140-440	440	14.0	11.8	5.6	
N-27-LF145-490	N-ST-LF145-490	490	14.5	12.2	5.8	
N-27-LF150-540	N-ST-LF150-540	540	15.0	12.6	6.1	
N-27-LF155-595	N-ST-LF155-595	595	15.5	13.0	6.2	

## Natrelle™ 410 – Extra Full Projection

FX		Full height/eXtra-full projection				
TruForm® (Cohesive)		Size (g)	Width (cm)	Height (cm)	Projection (cm)	
③ N-27-FX095-185		185	9.5	10.0	4.6	
④ N-27-FX100-215		215	10.0	10.5	4.9	
⑤ N-27-FX105-245		245	10.5	11.0	5.1	
⑥ N-27-FX110-280		280	11.0	11.5	5.3	
⑦ N-27-FX115-315		315	11.5	12.0	5.5	
⑧ N-27-FX120-360		360	12.0	12.5	5.7	
⑨ N-27-FX125-410		410	12.5	13.0	6.0	
⑩ N-27-FX130-450		450	13.0	13.5	6.1	
N-27-FX135-495		495	13.5	14.0	6.2	
N-27-FX140-560		560	14.0	14.5	6.5	
N-27-FX145-615		615	14.5	15.0	6.7	
N-27-FX150-690		690	15.0	15.5	7.0	
N-27-FX155-775		775	15.5	16.0	7.1	

MX		Moderate height/eXtra-full projection				
TruForm® (Cohesive)		Size (g)	Width (cm)	Height (cm)	Projection (cm)	
N-27-MX095-165		165	9.5	8.6	4.6	
③ N-27-MX100-195		195	10.0	9.1	4.9	
④ N-27-MX105-225		225	10.5	9.6	5.1	
⑤ N-27-MX110-255		255	11.0	10.1	5.3	
⑥ N-27-MX115-290		290	11.5	10.6	5.5	
⑦ N-27-MX120-325		325	12.0	11.1	5.7	
⑧ N-27-MX125-370		370	12.5	11.6	6.0	
⑨ N-27-MX130-410		410	13.0	12.1	6.1	
⑩ N-27-MX135-445		445	13.5	12.5	6.2	
N-27-MX140-520		520	14.0	12.9	6.5	
N-27-MX145-550		550	14.5	13.2	6.7	
N-27-MX150-620		620	15.0	13.6	7.0	
N-27-MX155-685		685	15.5	13.9	7.1	
N-27-MX160-765		765	16.0	14.3	7.2	

LX		Low height/eXtra-full projection				
TruForm® (Cohesive)		Size (g)	Width (cm)	Height (cm)	Projection (cm)	
N-27-LX095-145		145	9.5	7.6	4.6	
N-27-LX100-175		175	10.0	8.1	4.9	
N-27-LX105-195		195	10.5	8.6	5.1	
N-27-LX110-225		225	11.0	9.1	5.3	
N-27-LX115-255		255	11.5	9.6	5.5	
N-27-LX120-290		290	12.0	10.1	5.7	
N-27-LX125-330		330	12.5	10.5	6.0	
N-27-LX130-365		365	13.0	10.9	6.1	
N-27-LX135-405		405	13.5	11.4	6.2	
N-27-LX140-455		455	14.0	11.8	6.5	
N-27-LX145-515		515	14.5	12.2	6.7	
N-27-LX150-570		570	15.0	12.6	7.0	
N-27-LX155-625		625	15.5	13.0	7.1	
N-27-LX160-685		685	16.0	13.4	7.2	